

COMPONENTS FOR
COMPONENTES PARA
ELEMENTS POUR



	10,00 x 5,50 m	9,15 x 4,70 m	8,00 x 4,70 m	7,30 x 3,75 m	6,10 x 3,75 m	5,00 x 3,00 m
--	----------------	---------------	---------------	---------------	---------------	---------------

CH 	L LINE PVC 	TPVCP PROTECTOR (KITENV)
	PIPC PC-BAG 	TPVC (KITENV)
	PU (KITENV) 	T3 (KITENV)
PU1 (KITENV) 	TPS TAPÓN (KITENV) 	TC (KITENV)

B2	8	8	6	6	4	4
CH	1	1	1	1	1	1
CN	4	4	3	3	2	2
ZC	16	12	12	12	10	10
EM	8	8	6	6	4	4
ZR	8	8	6	6	4	4
EM1	6	6	4	4	2	2
EM2	4	4	4	4	4	4
LINER(L)	1	1	1	1	1	1
PCF	19	17	15	13	12	10
PE	8	8	6	6	4	4
PI	16	12	12	12	12	10
PIPC	14	10	10	10	10	8
ZC PLAYA	16L	10L	10L	10M	8R	8M
ZR	4S + 6M	4S + 6M	4S + 4M	4S + 4M	4S + 2M	4Y + 2M
PTM	8	8	6	6	4	4
PSO+PSP	8	8	6	6	4	4
PU	32	24	24	24	20	20
PU1	8	8	6	6	4	4
PV	16	12	12	12	10	10
PV2	8	8	6	6	4	4
T	224	184	168	168	140	140
T2	48	48	36	36	24	24
T3	48	48	36	36	24	24
TC	28	28	28	28	28	28
TPS	32	20	20	20	16	16
TPVC	1	1	1	1	1	1
TPVCP	2	2	2	2	2	2

PV PLV 	PV2 (KITPOSTE ó KPOSTE) PTM 	T (KITENV)
		T2 (KITENV)
		PE PAPOSTE (KITENV)
		PCF PC-BAG
		PI PC-BAG

CN CINCHA 	EM (KITENV) ZR 	ZC
----------------------	---------------------------	---------------

pag. 30

PLAYA ZR 	PLAYA ZC 	PSP KITSPPSO 	PSO
---------------------	---------------------	-------------------------	----------------




* **PLAYA PLY-** (large mm)

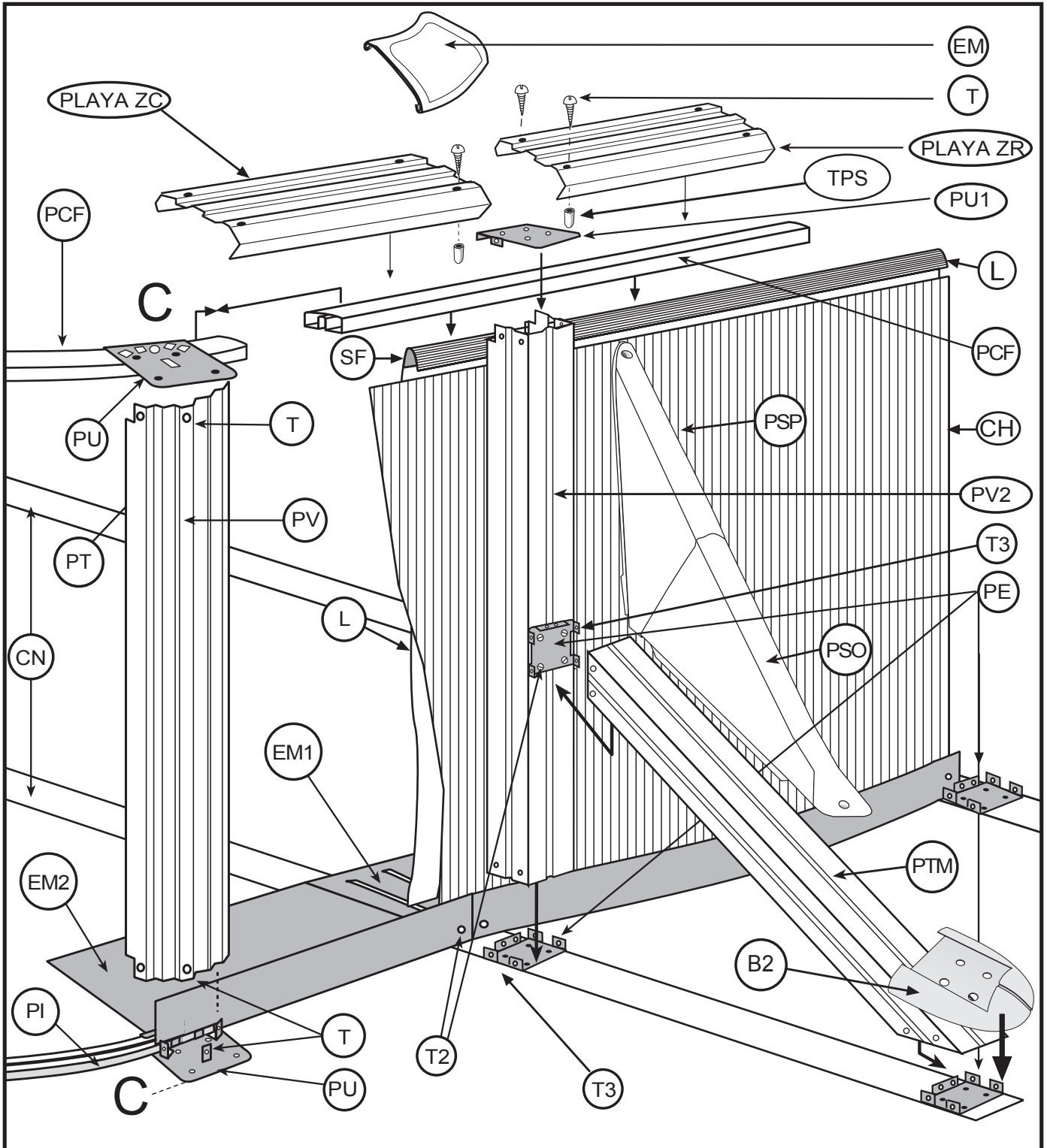

Y = 540 mm
S = 705 mm
X = 820 mm
M = 1095 mm
L = 1145 mm
L = 1330 mm
Q = 1370 mm
R = 1365 mm


EM1 PBL 	EM2 PEBASEL 	KITPIOBLCUO B2
--------------------	------------------------	---------------------------

	m^3		10 x 5,50	9,15 x 4,70	8,00 x 4,70	7,30 x 3,75	6,10 x 3,75	5,00 x 3,00
		m^3	9,90 x 5,45	9,01 x 4,65	7,90 x 4,65	7,20 x 3,75	6,10 x 3,75	5,09 x 3,00
	m^3	1,20	1,05	1,05	1,05	1,05	1,05	1,05
		1,20	50,75	39,12	33,63	25,32	20,89	14,55

COMPONENTS COMPONENTES ELEMENTS
 BESTANDTEILE COMPONENTI ONDERDELEN

	10,00 x 5,50 m	9,15 x 4,70 m	8,00 x 4,70 m	7,30 x 3,75 m	6,10 x 3,75 m	5,00 x 3,00 m
	2-3	2-3	2-3	2-3	2-3	2-3
	12 h.	10 h.	9 h.	8 h.	7 h.	6 h.





COMPONENTS FOR
COMPONENTES PARA
ELEMENTS POUR



132
cm



		10,00 x 5,50 m	9,15 x 4,70 m	8,00 x 4,70 m	7,30 x 3,75 m	6,10 x 3,75 m	5,00 x 3,00 m		
CH 	L LINER PVC	PI PC-BAG 	B2	8	8	6	6	4	4
	PIPC PC-BAG 		CH	1	1	1	1	1	1
PLAYA ZR * PLAYA PLY- (large mm) S = 705 mm X = 820 mm M = 1095 mm I = 1145 mm L = 1330 mm	PCF PC-BAG 	T1 (KITENV) 	CN	4	4	3	3	2	2
	PU (KITENV) 		EM1	6	6	4	4	2	2
PLAYA ZC 	PU1 (KITENV) 	T (KITENV) 	EM2	4	4	4	4	4	4
	T2 (KITENV) 		LINER(L)	1	1	1	1	1	1
PV PLV 	PV2 (KITPOSTE ó KPOSTE) PTM 	T3 (KITENV) 	PCF	19	17	15	13	12	10
			TC (KITENV) 	PE	8	8	6	6	4
KITPROBICUO B2 	EM1 PBL EM2 PEBASEL 	PE PAPOSTE (KITENV) 	PI	16	12	12	12	12	12
			PIPC	14	10	10	10	10	10
TPL & TP KITPLTP 	PSP PSO KITPSPPSO 	TPVCP PROTECTOR (KITENV) TPVC (KITENV) 	PLAYA ZC 14L 4S +6M	10L 4S +6M	10L 4S +4M	10M 4S +4M	10M 4S +2M	10X 4S +2M	
			PTM	8	8	6	6	4	4
T	EM (KITENV) ZR ZC 	REFS.: KITPROV5083 KITPROV5083W	PTM	8	8	6	6	4	4
			PSO+PSP	8	8	6	6	4	4
T2	CN CINCHA 	T	PU	32	24	24	24	24	24
			PU1	8	8	6	6	4	4
T3	T	T	PV	16	12	12	12	12	12
			PV2	8	8	6	6	4	4
T4	T	T	T1	24	20	18	18	16	16
			T	224	184	168	168	152	152
T5	T	T	T2	48	48	36	36	24	24
			T3	48	48	36	36	24	24
T6	T	T	TC	32	32	32	32	32	32
			TPL & TP	24	20	18	18	16	16
T7	T	T	TPVC	1	1	1	1	1	1
			TPVCP	2	2	2	2	2	2

pag. 28




m³

m

m

	10 x 5,50	9,15 x 4,70	8,00 x 4,70	7,30 x 3,75	6,10 x 3,75	5,00 x 3,00
	9,90 x 5,45	9,01 x 4,65	7,90 x 4,65	7,20 x 3,75	6,10 x 3,75	5,09 x 3,00
	1,32	1,17	1,17	1,17	1,17	1,17
	1,32	56,11	43,59	34,47	28,21	23,28
	1,32	56,11	43,59	34,47	28,21	23,28

COMPONENTS COMPONENTES ELEMENTS
 BESTANDTEILE COMPONENTI ONDERDELEN

	10,00 x 5,50 m	9,15 x 4,70 m	8,00 x 4,70 m	7,30 x 3,75 m	6,10 x 3,75 m	5,00 x 3,00 m
	2- 3	2- 3	2- 3	2- 3	2- 3	2- 3
	12 h.	10 h.	9 h.	8 h.	7 h.	6 h.

